

MINISTRY OF CORPORATE AFFAIRS

RECEIPT

G.A.R. 7

SRN : F83829473

Service Request Date : 25/11/2023

Payment made into : ICICI Bank

Received From :

Name : S S MAJUMDAR

Address : 57, SANTOSH PUR AVENUE

KOLKATA, West Bengal

IN - 700075

Entity on whose behalf money is paid

CIN: L65910WB1984PLC037614

Name : NICCO UCO ALLIANCE CREDIT LIMITED

Address : 2 HARE STREET, NICCO HOUSE

KOLKATA, West Bengal

India - 700001

Full Particulars of Remittance

Service Type: eFiling

| Service Description                                      | Type of Fee | Amount      |
|----------------------------------------------------------|-------------|-------------|
| Fee for Form MGT-7 for the financial year ending on 2023 | Normal      | 600.        |
| <b>Total</b>                                             |             | <b>600.</b> |

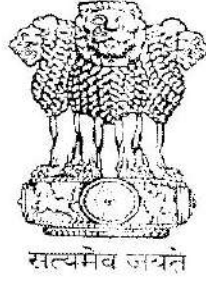
Mode of Payment: Credit Card- ICICI Bank

Received Payment Rupees: Six Hundred Only

Note: The Registrar may examine this eForm any time after the same is processed by the system under Straight Through Proc case any defects or incompleteness in any respect is noticed by the Registrar, then this eForm shall be treated and labeled as d the eForm shall have to be filed afresh with the fee and additional fee, as applicable. (Please refer Rule 10 of the Companies (I offices offices and Fees) Rules, 2014)

# FORM NO. MGT-7

[Pursuant to sub-Section(1) of section 92 of the Companies Act, 2013 and sub-rule (1) of rule 11 of the Companies (Management and Administration) Rules, 2014]



## Annual Return (other than OPCs and Small Companies)

Form language  English  Hindi

Refer the instruction kit for filing the form.

### I. REGISTRATION AND OTHER DETAILS

(i) \* Corporate Identification Number (CIN) of the company

L65910WB1984PLC037614

Pre-fill

Global Location Number (GLN) of the company

\* Permanent Account Number (PAN) of the company

AABCN5012H

(ii) (a) Name of the company

NICCO UCO ALLIANCE CREDIT

(b) Registered office address

2 HARE STREET, NICCO HOUSE  
KOLKATA  
West Bengal  
700001  
India

(c) \*e-mail ID of the company

mdnuacl@gmail.com

(d) \*Telephone number with STD code

03340035159

(e) Website

NUACL.COM

(iii) Date of Incorporation

18/06/1984

| Type of the Company | Category of the Company   | Sub-category of the Company   |
|---------------------|---------------------------|-------------------------------|
| Public Company      | Company limited by shares | Indian Non-Government company |

(v) Whether company is having share capital

Yes  No

(vi) \*Whether shares listed on recognized Stock Exchange(s)

Yes  No

(a) Details of stock exchanges where shares are listed

| S. No. | Stock Exchange Name | Code |
|--------|---------------------|------|
|        | BSE LTD             | 1    |
|        |                     |      |

(b) CIN of the Registrar and Transfer Agent

U72200WB1997PTC084977

Pre-fill

Name of the Registrar and Transfer Agent

R & D INFOTECH PRIVATE LIMITED

Registered office address of the Registrar and Transfer Agents

15/C NARESH MITRA SARANI FORMERLY BELTALA ROAD  
KOLKATA

(vii) \*Financial year From date 01/04/2022 (DD/MM/YYYY) To date 31/03/2023 (DD/MM/YYYY)

(viii) \*Whether Annual general meeting (AGM) held  Yes  No

(a) If yes, date of AGM 26/09/2023

(b) Due date of AGM 30/09/2023

(c) Whether any extension for AGM granted  Yes  No

II. PRINCIPAL BUSINESS ACTIVITIES OF THE COMPANY

\*Number of business activities 1

| S.No | Main Activity group code | Description of Main Activity group | Business Activity Code | Description of Business Activity        | % of turnover of the company |
|------|--------------------------|------------------------------------|------------------------|-----------------------------------------|------------------------------|
| 1    | K                        | Financial and insurance Service    | K5                     | Financial and Credit leasing activities | 100                          |

III. PARTICULARS OF HOLDING, SUBSIDIARY AND ASSOCIATE COMPANIES (INCLUDING JOINT VENTURES)

\*No. of Companies for which information is to be given 1

Pre-fill All

| S.No | Name of the company      | CIN / FCRN            | Holding/ Subsidiary/Associate/ Joint Venture | % of shares held |
|------|--------------------------|-----------------------|----------------------------------------------|------------------|
| 1    | NICCO INSURANCE AGENTS & | U75131WB2001PLC094035 | Subsidiary                                   | 100              |

IV. SHARE CAPITAL, DEBENTURES AND OTHER SECURITIES OF THE COMPANY

## EQUITY CAPITAL

### (a) Equity share capital

| Particulars                               | Authorised capital | Issued capital | Subscribed capital | Paid up capital |
|-------------------------------------------|--------------------|----------------|--------------------|-----------------|
| Total number of equity shares             | 215,000,000        | 83,045,503     | 83,045,503         | 83,045,503      |
| Total amount of equity shares (in Rupees) | 430,000,000        | 166,091,006    | 165,636,006        | 165,636,006     |

Number of classes

1

| Class of Shares                           | Authorised capital | Issued capital | Subscribed capital | Paid up capital |
|-------------------------------------------|--------------------|----------------|--------------------|-----------------|
| Number of equity shares                   | 215,000,000        | 83,045,503     | 83,045,503         | 83,045,503      |
| Nominal value per share (in rupees)       | 2                  | 2              | 2                  | 2               |
| Total amount of equity shares (in rupees) | 430,000,000        | 166,091,006    | 165,636,006        | 165,636,006     |

### (b) Preference share capital

| Particulars                                   | Authorised capital | Issued capital | Subscribed capital | Paid-up capital |
|-----------------------------------------------|--------------------|----------------|--------------------|-----------------|
| Total number of preference shares             | 7,000,000          | 0              | 0                  | 0               |
| Total amount of preference shares (in rupees) | 70,000,000         | 0              | 0                  | 0               |

Number of classes

1

| Class of shares                               | Authorised capital | Issued capital | Subscribed capital | Paid up capital |
|-----------------------------------------------|--------------------|----------------|--------------------|-----------------|
| Number of preference shares                   | 7,000,000          | 0              | 0                  | 0               |
| Nominal value per share (in rupees)           | 10                 | 10             | 10                 | 10              |
| Total amount of preference shares (in rupees) | 70,000,000         | 0              | 0                  | 0               |

### (c) Unclassified share capital

| Particulars                         | Authorised Capital |
|-------------------------------------|--------------------|
| Total amount of unclassified shares | 0                  |

### (d) Break-up of paid-up share capital

| Class of shares              | Number of shares |            |          | Total nominal amount | Total Paid-up amount | Total premium |
|------------------------------|------------------|------------|----------|----------------------|----------------------|---------------|
|                              | Physical         | DEMAT      | Total    |                      |                      |               |
| Equity shares                |                  |            |          |                      |                      |               |
| At the beginning of the year | 54,975,206       | 28,070,297 | 83045503 | 166,091,006          | 165,636,006          |               |

|                                               |            |            |          |             |             |   |
|-----------------------------------------------|------------|------------|----------|-------------|-------------|---|
| Increase during the year                      | 0          | 12,738     | 12738    | 0           | 0           | 0 |
| i. Public Issues                              | 0          | 0          | 0        | 0           | 0           | 0 |
| ii. Rights issue                              | 0          | 0          | 0        | 0           | 0           | 0 |
| iii. Bonus issue                              | 0          | 0          | 0        | 0           | 0           | 0 |
| iv. Private Placement/ Preferential allotment | 0          | 0          | 0        | 0           | 0           | 0 |
| v. ESOPs                                      | 0          | 0          | 0        | 0           | 0           | 0 |
| vi. Sweat equity shares allotted              | 0          | 0          | 0        | 0           | 0           | 0 |
| vii. Conversion of Preference share           | 0          | 0          | 0        | 0           | 0           | 0 |
| viii. Conversion of Debentures                | 0          | 0          | 0        | 0           | 0           | 0 |
| ix. GDRs/ADRs                                 | 0          | 0          | 0        | 0           | 0           | 0 |
| x. Others, specify                            | 0          | 12,738     | 12738    | 0           | 0           |   |
| Conversion from physical to demat shares      |            |            |          |             |             |   |
| Decrease during the year                      | 12,738     | 0          | 12738    | 0           | 0           | 0 |
| i. Buy-back of shares                         | 0          | 0          | 0        | 0           | 0           | 0 |
| ii. Shares forfeited                          | 0          | 0          | 0        | 0           | 0           | 0 |
| iii. Redemption of share capital              | 0          | 0          | 0        | 0           | 0           | 0 |
| iv. Others, specify                           | 12,738     | 0          | 12738    | 0           | 0           |   |
| Conversion from physical to demat shares      |            |            |          |             |             |   |
| At the end of the year                        | 54,962,468 | 28,083,035 | 83045503 | 166,091,006 | 165,638,000 |   |

|                                  |   |   |   |   |   |   |
|----------------------------------|---|---|---|---|---|---|
| <b>Preference shares</b>         |   |   |   |   |   |   |
| At the beginning of the year     | 0 | 0 | 0 | 0 | 0 |   |
| Increase during the year         | 0 | 0 | 0 | 0 | 0 | 0 |
| i. Issue of shares               | 0 | 0 | 0 | 0 | 0 | 0 |
| ii. Re-issue of forfeited shares | 0 | 0 | 0 | 0 | 0 | 0 |
| iii. Others, specify             | 0 | 0 | 0 | 0 | 0 |   |
| NA                               |   |   |   |   |   |   |
| Decrease during the year         | 0 | 0 | 0 | 0 | 0 | 0 |
| i. Redemption of shares          | 0 | 0 | 0 | 0 | 0 | 0 |

|                            |   |   |   |   |   |   |
|----------------------------|---|---|---|---|---|---|
| Shares forfeited           | 0 | 0 | 0 | 0 | 0 | 0 |
| Reduction of share capital | 0 | 0 | 0 | 0 | 0 | 0 |
| Others, specify            |   |   |   |   |   |   |
| At the end of the year     | 0 | 0 | 0 | 0 | 0 | 0 |

(i) Full equity shares of the company

INE917B01023

(ii) Details of stock split/consolidation during the year (for each class of shares)

0

| Class of shares              |                      | (i) | (ii) | (iii) |
|------------------------------|----------------------|-----|------|-------|
| Before split / Consolidation | Number of shares     |     |      |       |
|                              | Face value per share |     |      |       |
| After split / Consolidation  | Number of shares     |     |      |       |
|                              | Face value per share |     |      |       |

(iii) Details of shares/Debentures Transfers since closure date of last financial year (or in the case of the first return at any time since the incorporation of the company) \*

Nil

[Details being provided in a CD/Digital Media]

Yes  No  Not Applicable

Separate sheet attached for details of transfers

Yes  No

Note: In case list of transfer exceeds 10, option for submission as a separate sheet attachment or submission in a CD/Digital Media may be shown.

|                                                    |            |                                                             |  |
|----------------------------------------------------|------------|-------------------------------------------------------------|--|
| Date of the previous annual general meeting        | 20/09/2022 |                                                             |  |
| Date of registration of transfer (Date Month Year) |            |                                                             |  |
| Type of transfer                                   |            | 1 - Equity, 2- Preference Shares, 3 - Debentures, 4 - Stock |  |
| Number of Shares/ Debentures/ Units Transferred    |            | Amount per Share/ Debenture/Unit (in Rs.)                   |  |

Ledger Folio of Transferor

|                   |                      |                      |                      |
|-------------------|----------------------|----------------------|----------------------|
| Transferor's Name | <input type="text"/> | <input type="text"/> | <input type="text"/> |
|                   | Surname              | middle name          | first name           |

Ledger Folio of Transferee

|                   |                      |                      |                      |
|-------------------|----------------------|----------------------|----------------------|
| Transferee's Name | <input type="text"/> | <input type="text"/> | <input type="text"/> |
|                   | Surname              | middle name          | first name           |

Date of registration of transfer (Date Month Year)

|                  |                      |                                                              |
|------------------|----------------------|--------------------------------------------------------------|
| Type of transfer | <input type="text"/> | 1 - Equity, 2- Preference Shares, 3 - Debentures, 4 - Stock. |
|------------------|----------------------|--------------------------------------------------------------|

|                                                 |                      |                                           |                      |
|-------------------------------------------------|----------------------|-------------------------------------------|----------------------|
| Number of Shares/ Debentures/ Units Transferred | <input type="text"/> | Amount per Share/ Debenture/Unit (in Rs.) | <input type="text"/> |
|-------------------------------------------------|----------------------|-------------------------------------------|----------------------|

Ledger Folio of Transferor

|                   |                      |                      |                      |
|-------------------|----------------------|----------------------|----------------------|
| Transferor's Name | <input type="text"/> | <input type="text"/> | <input type="text"/> |
|                   | Surname              | middle name          | first name           |

Ledger Folio of Transferee

|                   |                      |                      |                      |
|-------------------|----------------------|----------------------|----------------------|
| Transferee's Name | <input type="text"/> | <input type="text"/> | <input type="text"/> |
|                   | Surname              | middle name          | first name           |

(iv) \*Debentures (Outstanding as at the end of financial year)

| Particulars                   | Number of units | Nominal value per unit | Total value |
|-------------------------------|-----------------|------------------------|-------------|
| Non-convertible debentures    | 0               | 0                      | 0           |
| Partly convertible debentures | 0               | 0                      | 0           |
| Fully convertible debentures  | 0               | 0                      | 0           |



| Particulars | Number of units | Nominal value per unit | Total value |
|-------------|-----------------|------------------------|-------------|
| Total       |                 |                        | 0           |

Details of debentures

| Class of debentures           | Outstanding as at the beginning of the year | Increase during the year | Decrease during the year | Outstanding as at the end of the year |
|-------------------------------|---------------------------------------------|--------------------------|--------------------------|---------------------------------------|
| Non-convertible debentures    | 0                                           | 0                        | 0                        | 0                                     |
| Partly convertible debentures | 0                                           | 0                        | 0                        | 0                                     |
| Fully convertible debentures  | 0                                           | 0                        | 0                        | 0                                     |

(v) Securities (other than shares and debentures)

0

| Class of Securities | Number of Securities | Nominal Value of each Unit | Total Nominal Value | Paid up Value of each Unit | Total Paid up Value |
|---------------------|----------------------|----------------------------|---------------------|----------------------------|---------------------|
|                     |                      |                            |                     |                            |                     |
|                     |                      |                            |                     |                            |                     |
| Total               |                      |                            |                     |                            |                     |

V. \*Turnover and net worth of the company (as defined in the Companies Act, 2013)

(i) Turnover

0.01

(ii) Net worth of the Company

-6,455,468.063

VI. (a) \*SHARE HOLDING PATTERN - Promoters

| S. No. | Category                                | Equity           |            | Preference       |            |
|--------|-----------------------------------------|------------------|------------|------------------|------------|
|        |                                         | Number of shares | Percentage | Number of shares | Percentage |
| 1.     | Individual/Hindu Undivided Family       |                  |            |                  |            |
|        | (i) Indian                              | 219,196          | 0.26       | 0                |            |
|        | (ii) Non-resident Indian (NRI)          | 0                | 0          | 0                |            |
|        | (iii) Foreign national (other than NRI) | 0                | 0          | 0                |            |
| 2.     | Government                              |                  |            |                  |            |
|        | (i) Central Government                  | 0                | 0          | 0                |            |
|        | (ii) State Government                   | 0                | 0          | 0                |            |
|        | (iii) Government companies              | 0                | 0          | 0                |            |



|     |                                      |                   |              |          |
|-----|--------------------------------------|-------------------|--------------|----------|
| 3.  | Insurance companies                  | 0                 | 0            | 0        |
| 4.  | Banks                                | 2,314,285         | 2.79         | 0        |
| 5.  | Financial institutions               | 0                 | 0            | 0        |
| 6.  | Foreign institutional investors      | 0                 | 0            | 0        |
| 7.  | Mutual funds                         | 0                 | 0            | 0        |
| 8.  | Venture capital                      | 0                 | 0            | 0        |
| 9.  | Body corporate (not mentioned above) | 8,448,519         | 10.17        | 0        |
| 10. | Others                               | 0                 | 0            | 0        |
|     | <b>Total</b>                         | <b>10,982,000</b> | <b>13.22</b> | <b>0</b> |

Total number of shareholders (promoters)

10

(b) SHARE HOLDING PATTERN - Public/Other than promoters

| S. No. | Category                                | Equity           |            | Preference       |            |
|--------|-----------------------------------------|------------------|------------|------------------|------------|
|        |                                         | Number of shares | Percentage | Number of shares | Percentage |
| 1.     | Individual/Hindu Undivided Family       |                  |            |                  |            |
|        | (i) Indian                              | 51,841,854       | 62.43      | 0                |            |
|        | (ii) Non-resident Indian (NRI)          | 744,526          | 0.9        | 0                |            |
|        | (iii) Foreign national (other than NRI) | 0                | 0          | 0                |            |
| 2.     | Government                              |                  |            |                  |            |
|        | (i) Central Government                  | 0                | 0          | 0                |            |
|        | (ii) State Government                   | 0                | 0          | 0                |            |
|        | (iii) Government companies              | 0                | 0          | 0                |            |
| 3.     | Insurance companies                     | 0                | 0          | 0                |            |
| 4.     | Banks                                   | 1,619,444        | 1.95       | 0                |            |
| 5.     | Financial institutions                  | 0                | 0          | 0                |            |
| 6.     | Foreign institutional investors         | 1,971,678        | 2.37       | 0                |            |
| 7.     | Mutual funds                            | 2,030            | 0          | 0                |            |

|     |                                      |                   |              |          |          |
|-----|--------------------------------------|-------------------|--------------|----------|----------|
| 8.  | Venture capital                      | 0                 | 0            | 0        |          |
| 9.  | Body corporate (not mentioned above) | 10,891,608        | 13.12        | 0        |          |
| 10. | Others CDSL                          | 4,992,763         | 6.01         | 0        |          |
|     | <b>Total</b>                         | <b>72,063,593</b> | <b>86.78</b> | <b>0</b> | <b>0</b> |

Total number of shareholders (other than promoters) 32,786

Total number of shareholders (Promoters+Public/Other than promoters) 32,796

(c) Details of Foreign institutional investors' (FIIs) holding shares of the company

| Name of the FII        | Address                         | Date of Incorporation | Country of Incorporation | Number of shares held | % of shares held |
|------------------------|---------------------------------|-----------------------|--------------------------|-----------------------|------------------|
| ABN AMRO BANK N.V.     | 41, TOWER HILL LONDON           |                       |                          | 1,560,000             | 1.87             |
| AMERIBANK ASSOC. CORP. | CITI BANK NA CUSTODY SERVICE, 1 |                       |                          | 411,428               | 0.49             |
| SAN PAOLO IMI SPA      | 7 DR. ANNIE BESANT RD. MUMBAI   |                       |                          | 250                   |                  |

VII. NUMBER OF PROMOTERS, MEMBERS, DEBENTURE HOLDERS (Details, Promoters, Members (other than promoters), Debenture holders)

| Details                        | At the beginning of the year | At the end of the year |
|--------------------------------|------------------------------|------------------------|
| Promoters                      | 10                           | 10                     |
| Members (other than promoters) | 32,842                       | 32,786                 |
| Debenture holders              | 0                            | 0                      |

VIII. DETAILS OF DIRECTORS AND KEY MANAGERIAL PERSONNEL

(a) Composition of Board of Directors

| Category            | Number of directors at the beginning of the year |               | Number of directors at the end of the year |               | Percentage of shares held by directors as at the end of year |               |
|---------------------|--------------------------------------------------|---------------|--------------------------------------------|---------------|--------------------------------------------------------------|---------------|
|                     | Executive                                        | Non-executive | Executive                                  | Non-executive | Executive                                                    | Non-executive |
| A. Promoter         | 0                                                | 0             | 0                                          | 0             | 0                                                            | 0             |
| B. Non-Promoter     | 1                                                | 4             | 1                                          | 4             | 0                                                            | 0             |
| (i) Non-Independent | 1                                                | 0             | 1                                          | 1             | 0                                                            | 0             |
| (ii) Independent    | 0                                                | 4             | 0                                          | 3             | 0                                                            | 0             |

|                                          |          |          |          |          |          |          |
|------------------------------------------|----------|----------|----------|----------|----------|----------|
| <b>C. Nominee Directors representing</b> | 0        | 0        | 0        | 0        | 0        | 0        |
| (i) Banks & FIs                          | 0        | 0        | 0        | 0        | 0        | 0        |
| (ii) Insurance Institutions              | 0        | 0        | 0        | 0        | 0        | 0        |
| (iii) Government                         | 0        | 0        | 0        | 0        | 0        | 0        |
| (iv) Small share holders                 | 0        | 0        | 0        | 0        | 0        | 0        |
| (v) Others                               | 0        | 0        | 0        | 0        | 0        | 0        |
| <b>Total</b>                             | <b>1</b> | <b>4</b> | <b>1</b> | <b>4</b> | <b>0</b> | <b>0</b> |

Number of Directors and Key managerial personnel (who is not director) as on the financial year end date 7

**(b) Details of directors and Key managerial personnel as on the closure of financial year**

| Name              | DIN/PAN    | Designation         | Number of equity share(s) held | Date of cessation (after closure of financial year) (if any) |
|-------------------|------------|---------------------|--------------------------------|--------------------------------------------------------------|
| SUBRATA BHATTACHA | 02942693   | Managing Director   | 0                              | 30/06/2023                                                   |
| BIDHAN CHANDRA LA | 00668181   | Additional director | 0                              |                                                              |
| BISWAJIT ROY      | 00198746   | Director            | 0                              |                                                              |
| PRABIR KUMAR NAG  | 07178929   | Director            | 0                              |                                                              |
| ANARNA DEY        | 06941580   | Director            | 0                              |                                                              |
| SUDHANGSU SEKHAR  | AENPM3165M | Company Secretary   | 60                             |                                                              |
| MAHABUB CHATTERJ  | AJUPC4629A | CFO                 | 1                              |                                                              |

**(i) Particulars of change in director(s) and Key managerial personnel during the year** 1

| Name              | DIN/PAN  | Designation at the beginning / during the financial year | Date of appointment/ change in designation/ cessation | Nature of change (Appointment/ Change in designation, Cessation) |
|-------------------|----------|----------------------------------------------------------|-------------------------------------------------------|------------------------------------------------------------------|
| BIDHAN CHANDRA LA | 00668181 | Director                                                 | 27/07/2022                                            | CHANGE IN DESIGNATION                                            |

**IX. MEETINGS OF MEMBERS/CLASS OF MEMBERS/BOARD/COMMITTEES OF THE BOARD OF DIRECTORS**

**A. MEMBERS/CLASS /REQUISITIONED/NCLT/COURT CONVENED MEETINGS**

Number of meetings held 1

|                                   |   |   |   |   |   |   |
|-----------------------------------|---|---|---|---|---|---|
| C. Nominee Directors representing | 0 | 0 | 0 | 0 | 0 | 0 |
| (i) Banks & FIs                   | 0 | 0 | 0 | 0 | 0 | 0 |
| (ii) Financial Institutions       | 0 | 0 | 0 | 0 | 0 | 0 |
| (iii) Government                  | 0 | 0 | 0 | 0 | 0 | 0 |
| (iv) Small share holders          | 0 | 0 | 0 | 0 | 0 | 0 |
| Total                             | 1 | 4 | 1 | 4 | 0 | 0 |

Number of Directors and Key managerial personnel (who is not director) as on the financial year end date 7

(c) Details of directors and Key managerial personnel as on the closure of financial year

| Name              | DIN/PAN    | Designation         | Number of equity share(s) held | Date of cessation (after closure of financial year) (if any) |
|-------------------|------------|---------------------|--------------------------------|--------------------------------------------------------------|
| SUBRITA BHATTACHA | 02942693   | Managing Director   | 0                              | 30/06/2023                                                   |
| BIDHAN CHANDRA LA | 00668181   | Additional director | 0                              |                                                              |
| BISWAJIT ROY      | 00198746   | Director            | 0                              |                                                              |
| PRADEEP KUMAR NAG | 07178929   | Director            | 0                              |                                                              |
| ANARNA DEY        | 06941580   | Director            | 0                              |                                                              |
| SUDHANGSU SEKHAR  | AENPM3165M | Company Secretary   | 60                             |                                                              |
| MAHABEN CHATTERJ  | AJUPC4629A | CFO                 | 1                              |                                                              |

(ii) Particulars of change in director(s) and Key managerial personnel during the year 1

| Name              | DIN/PAN  | Designation at the beginning / during the financial year | Date of appointment/ change in designation/ cessation | Nature of change (Appointment/ Change in designation/ Cessation) |
|-------------------|----------|----------------------------------------------------------|-------------------------------------------------------|------------------------------------------------------------------|
| BIDHAN CHANDRA LA | 00668181 | Director                                                 | 27/07/2022                                            | CHANGE IN DESIGNATION                                            |

IX. MEETINGS OF MEMBERS/CLASS OF MEMBERS/BOARD/COMMITTEES OF THE BOARD OF DIRECTORS

A. MEMBERS/CLASS /REQUISITIONED/NCLT/COURT CONVENED MEETINGS

Number of meetings held

1

| Type of meeting        | Date of meeting | Total Number of Members entitled to attend meeting | Attendance                 |                         |
|------------------------|-----------------|----------------------------------------------------|----------------------------|-------------------------|
|                        |                 |                                                    | Number of members attended | % of total shareholding |
| ANNUAL GENERAL MEETING | 20/09/2022      | 32,796                                             | 47                         | 0.14                    |

#### B. BOARD MEETINGS

\*Number of meetings held

4

| S. No. | Date of meeting | Total Number of directors associated as on the date of meeting | Attendance                   |                 |
|--------|-----------------|----------------------------------------------------------------|------------------------------|-----------------|
|        |                 |                                                                | Number of directors attended | % of attendance |
| 1      | 05/05/2022      | 5                                                              | 5                            | 100             |
| 2      | 26/07/2022      | 5                                                              | 5                            | 100             |
| 3      | 10/11/2022      | 5                                                              | 5                            | 100             |
| 4      | 14/02/2023      | 5                                                              | 5                            | 100             |

#### C. COMMITTEE MEETINGS

Number of meetings held

9

| S No | Type of meeting | Date of meeting | Total Number of Members as on the date of the meeting | Attendance                 |                 |
|------|-----------------|-----------------|-------------------------------------------------------|----------------------------|-----------------|
|      |                 |                 |                                                       | Number of members attended | % of attendance |
| 1    | AUDIT COMM      | 05/05/2022      | 3                                                     | 3                          | 100             |
| 2    | AUDIT COMM      | 26/07/2022      | 3                                                     | 3                          | 100             |
| 3    | AUDIT COMM      | 10/11/2022      | 3                                                     | 3                          | 100             |
| 4    | AUDIT COMM      | 14/02/2023      | 3                                                     | 3                          | 100             |
| 5    | NOMINATION      | 05/05/2022      | 3                                                     | 3                          | 100             |
| 6    | NOMINATION      | 26/07/2022      | 3                                                     | 3                          | 100             |
| 7    | NOMINATION      | 10/11/2022      | 3                                                     | 3                          | 100             |
| 8    | STAKEHOLDER     | 30/03/2023      | 3                                                     | 3                          | 100             |
| 9    | INDEPENDENT     | 30/03/2023      | 3                                                     | 3                          | 100             |

#### D. \*ATTENDANCE OF DIRECTORS

| S. No. | Name of the director | Board Meetings                                           |                             |                 | Committee Meetings                                       |                             |                 | Whether attended AGM held on<br>20/09/2023<br>(N/A) |
|--------|----------------------|----------------------------------------------------------|-----------------------------|-----------------|----------------------------------------------------------|-----------------------------|-----------------|-----------------------------------------------------|
|        |                      | Number of Meetings which director was entitled to attend | Number of Meetings attended | % of attendance | Number of Meetings which director was entitled to attend | Number of Meetings attended | % of attendance |                                                     |
| 1      | SUBRATA BH           | 4                                                        | 4                           | 100             | 4                                                        | 4                           | 100             | Not Applicable                                      |
| 2      | BIDHAN CHA           | 4                                                        | 4                           | 100             | 4                                                        | 4                           | 100             | Yes                                                 |
| 3      | BISWAJIT RO          | 4                                                        | 4                           | 100             | 4                                                        | 4                           | 100             | No                                                  |
| 4      | PRABIR KUM           | 4                                                        | 4                           | 100             | 4                                                        | 4                           | 100             | Yes                                                 |
| 5      | APARNA DEY           | 4                                                        | 4                           | 100             | 4                                                        | 4                           | 100             | Yes                                                 |

**X. \*REMUNERATION OF DIRECTORS AND KEY MANAGERIAL PERSONNEL**

Nil

Number of Managing Director, Whole-time Directors and/or Manager whose remuneration details to be entered

1

| S. No. | Name                  | Designation  | Gross Salary | Commission | Stock Option/<br>Sweat equity | Others | Total Amount |
|--------|-----------------------|--------------|--------------|------------|-------------------------------|--------|--------------|
| 1      | SUBRATA BHATTACHARJEE | MANAGING DIR | 777,000      | 0          | 0                             | 0      | 777,000      |
| Total  |                       |              | 777,000      | 0          | 0                             | 0      | 777,000      |

Number of CEO, CFO and Company secretary whose remuneration details to be entered

2

| S. No. | Name           | Designation  | Gross Salary | Commission | Stock Option/<br>Sweat equity | Others | Total Amount |
|--------|----------------|--------------|--------------|------------|-------------------------------|--------|--------------|
| 1      | SUDHANGSU SEK  | COMPANY SEC  | 214,000      | 0          | 0                             | 0      | 214,000      |
| 2      | MAHADEB CHATTI | CHIEF FINANC | 199,620      | 0          | 0                             | 0      | 199,620      |
| Total  |                |              | 413,620      | 0          | 0                             | 0      | 413,620      |

Number of other directors whose remuneration details to be entered

4

| S. No. | Name            | Designation | Gross Salary | Commission | Stock Option/<br>Sweat equity | Others | Total Amount |
|--------|-----------------|-------------|--------------|------------|-------------------------------|--------|--------------|
| 1      | BIDHAN CHANDRA  | DIRECTOR    | 0            | 0          | 0                             | 13,000 | 13,000       |
| 2      | BISWAJIT ROY    | DIRECTOR    | 0            | 0          | 0                             | 12,000 | 12,000       |
| 3      | PRABIR KUMAR N. | DIRECTOR    | 0            | 0          | 0                             | 13,000 | 13,000       |
| 4      | APARNA DEY      | DIRECTOR    | 0            | 0          | 0                             | 2,000  | 2,000        |

| Name  | Designation | Gross Salary | Commission | Stock Option/<br>Sweat equity | Others | Total<br>Amount |
|-------|-------------|--------------|------------|-------------------------------|--------|-----------------|
|       |             | 0            | 0          | 0                             | 40,000 | 40,000          |
| Total |             |              |            |                               |        |                 |

**MATTERS RELATED TO CERTIFICATION OF COMPLIANCES AND DISCLOSURES**  
 Whether the company has made compliances and disclosures in respect of applicable provisions of the Companies Act, 2013 during the year  Yes  No

B. If No, give reasons/observations

**XI. PENALTY AND PUNISHMENT - DETAILS THEREOF**

DETAILS OF PENALTIES / PUNISHMENT IMPOSED ON COMPANY DIRECTORS / OFFICERS  Nil

| Name of the company/ directors/ officers | Name of the court/ concerned Authority | Date of Order | Name of the Act and section under which penalised / punished | Details of penalty/ punishment | Details of appeal (if any) including present status |
|------------------------------------------|----------------------------------------|---------------|--------------------------------------------------------------|--------------------------------|-----------------------------------------------------|
|                                          |                                        |               |                                                              |                                |                                                     |

DETAILS OF COMPOUNDING OF OFFENCES  Nil

| Name of the company/ directors/ officers | Name of the court/ concerned Authority | Date of Order | Name of the Act and section under which offence committed | Particulars of offence | Amount of compounding (in Rupees) |
|------------------------------------------|----------------------------------------|---------------|-----------------------------------------------------------|------------------------|-----------------------------------|
|                                          |                                        |               |                                                           |                        |                                   |

Xiii. Whether complete list of shareholders, debenture holders has been enclosed as an attachment  Yes  No


If 'No', submit the details separately through the method specified in instruction kit)

**XIV. COMPLIANCE OF SUB-SECTION (2) OF SECTION 92, IN CASE OF LISTED COMPANIES**

In case of a listed company or a company having paid up share capital of Ten Crore rupees or more or turnover of Fifty Crore rupees or more, details of company secretary in whole time practice certifying the annual return in Form MGT-8

Name: MADHURI PANDEY  
 Whether associate or fellow:  Associate  Fellow  
 Certificate of practice number: 21988





# MADHURI PANDEY

Practicing Company Secretary

F.C.S., B. Com (Hons.), L.L.B

Address: Suit No MO-03, My Office, Arjjav Square  
95A, Elliot Road, Kolkata 700016

Email Id: csmadhuripandey@gmail.com

Contact details: +91 86975 30112

## Form No. MGT-8

[Pursuant to section 92(2) of the Companies Act, 2013 and rule 11(2) of Companies  
(Management and Administration) Rules, 2014]

### CERTIFICATE BY A COMPANY SECRETARY IN PRACTICE

I have examined the registers, records and books and papers of **NICCO UCO ALLIANCE CREDIT LIMITED** (CIN No. L65910WB1984PLC037614) as required to be maintained under the Companies Act, 2013 (the Act) and the rules made thereunder for the financial year ended on 31<sup>st</sup> March, 2023. In my opinion and to the best of my information and according to the examinations carried out by me and explanations furnished to me by the company, its officers and agents, I certify that:

- A. the Annual Return states the facts as at the close of the aforesaid financial year correctly and adequately as per data given to us.
- B. during the aforesaid financial year the Company has complied with provisions of the Act & Rules made there under in respect of:
1. its status under the Act i.e. Public Limited Company, Limited by shares; The company was earlier registered U/S 45-1A of Reserve Bank of India Act, 1934. *Registration has since been cancelled by Reserve Bank of India against which the company had lodged an appeal.*
  2. maintenance of registers/records & making entries therein within the time prescribed therefor;
  3. filing of forms and returns are not stated in the annual return, however the Company has generally filed the forms and returns with the Registrar of Companies, Regional Director, Central Government, the Tribunal, Court or other authorities generally within the prescribed time, wherever required *except the following forms were filed after the due dates with Additional fees payment*

| Sl No. | Date       | Form No.       | Particular of e-Form                       | SRN No.   |
|--------|------------|----------------|--------------------------------------------|-----------|
| 1.     | 19.01.2023 | AOC-4 NBFC     | Standalone Financial Results FY 2021-2022  | F57492365 |
| 2.     | 30.03.2023 | AOC-4 CFS NBFC | Consolidate Financial Results FY 2021-2022 | F60102480 |
| 3.     | 23.02.2023 | MGT-7          | Annual Return                              | F59060863 |
| 4.     | 05.12.2022 | MGT-14         | Change in designation of Director          | F51683415 |

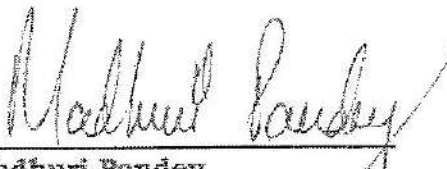
|    |            |        |                                                                                   |           |
|----|------------|--------|-----------------------------------------------------------------------------------|-----------|
| 5. | 02.12.2023 | DIR-12 | Appointment of Director                                                           | F51150431 |
| 6. | 20.10.2022 | MGT-14 | Revision of Remuneration of MD                                                    | F31540396 |
| 7. | 10.06.2022 | MGT-14 | Board Meeting Resolution for Approval of Financial Statements or Directors Report | F05494893 |

4. calling, convening and holding meetings of Board of Directors and its committees and the meetings of the members of the company on due dates as stated in the Annual Return in respect of which meetings, proper notices were given and the proceedings have been properly recorded in the Minute Book and registers maintained for the purpose and the same have been signed, further the Company was not required to pass any resolution by postal ballot;
5. the company has closed its of Register of Members/Register of Beneficiaries and share transfer books from 16th September, 2022 to 20th September, 2022 (both day inclusive) and duly complied with the applicable provisions of the Act.
6. the Company has not given any advance or loan to its directors and/or persons or firms or companies referred in Section 185 of the Act during the reporting period.
7. there were no materially significant related party transactions and no contracts/arrangements has been entered with related parties as specified in section 188 of the Act during the reporting period except an interest free unsecured advances (net) to its subsidiary repayable on demand for Rs.0.06 Lacs as reported in the Audit Report;
8. there was no issue or allotment or buy back of securities, and there is preference shares in the Company, the company has recorded the transfer or transmission of securities within the time limit prescribed under the Act, and there was no alteration or reduction of share capital or conversion of shares/securities, and issued the security in all instances wherever required in such cases;
9. there has been no transactions necessitating the company to keep in abeyance the rights to dividend, rights shares and bonus shares pending registration of transfer of shares in compliance with the provisions of the Act.
10. declaration/ payment of dividend; transfer of unpaid/ unclaimed dividend/other amounts as applicable to the Investor Education and Protection Fund in accordance with section 125 of the Act is not applicable to the Company as no dividend was declared;
11. signing of audited financial statement as per the provisions of section 134 of the Act and report of directors is as per sub - sections (3), (4) and (5) thereof;
12. constitution, appointment, re-appointments, retirement, disclosures of the Directors, Key Managerial Personnel and the remuneration paid to them, however the Company was not

required to fill any casual vacancies, the company has appointed Mr. Kaustubha Basu (DIN: 10185801) as the Managing Director of the company as on 30.06.2023

13. the company has re-appointed Statutory Auditors in the Annual General Meeting of the Company held on 26/09/2023 for a period of five years from conclusion of AGM of 2022-23 till conclusion of AGM of 2027-28.
14. approvals required to be taken from the Central Government, Tribunal, Regional Director, Registrar, Court or such other authorities under the provisions of the Act;
15. the Company has not accepted any deposit during the year from the public as per the directives issued by the Reserve Bank of India and the provisions of Section 73 or any other relevant provisions of the Companies Act, 2013 and the rules made there under;
16. there has been no borrowings from its directors, members, public financial institutions, banks and others and creation/ modification/ satisfaction of charges in that respect;
17. there has been no loans and investments or guarantees given or providing of securities to other bodies corporate or persons falling under the provisions of section 186 of the Act during the reporting period *except interest free unsecured advance given to its subsidiary. The investment made by the company exceeds the limit stipulated U/S 186 of the Companies Act, 2013. However, the investments were acquired at a time when the company was registered as NBFC and hence, exempted from the relevant provision.*
18. No alteration of the provisions of the Memorandum and/ or Articles of Association of the Company was done during the period;

Place: Kolkata  
Date: 24.11.2023  
UDIN: F 011975E002269881

  
\_\_\_\_\_  
Madhuri Pandey  
Practicing Company Secretary  
Membership No.: F11975  
C.P. No.: 21988